

# JACKSOFT LABS

---

## 70'S TURNTABLE!

Some months ago I found on a flea market a very interesting toy: A Grundig hifi 15010 with Elac Miracord 625 Turntable directly from 70's!




The young guy sold me it for 35€ (great deal!!) because, I think, he didn't understand so much about those things. I had to buy a new stylus, because the original one was broken and do some internal modifications that I'll show in some pics.

## 70's Turntable!


For first we have to find how to power it! Due to its age, it used an old ugly connector for power. Since I was planning to also reduce a bit the 50Hz noise I decided to replace the entire connector by using one of this also used in classic tower computer.










After this I've immediately checked grounds and some soldering points. Actually the preamplifier ground was on the SAME wire that transport the music to the main amplifier, it was really thin! I've immediately bought a bigger cable and replaced it, checked and fixed some spoiled soldering points and also replaced the two RCAs from the tone arm.










Finally the turntable sounds perfect, but needed some regulation because the tone arm doesn't lift correctly on the disk many times. Found the original manuals on the internet, oiled some gears and calibrated the arm.

By the way my father asked me if he could record some vinyls on PC with this turntable. It can't, of course, because it doesn't have any output from the preamplifier, only the classical DIN connector for loadspeakers... for now. So I've added two RCAs and a switch in the backpanel to select the preamplifier output! Now we can record our favorite vinyl on PC! But we could also connect it on a more powerfull amplifier!





Of course my dad was super happy, and so did I!